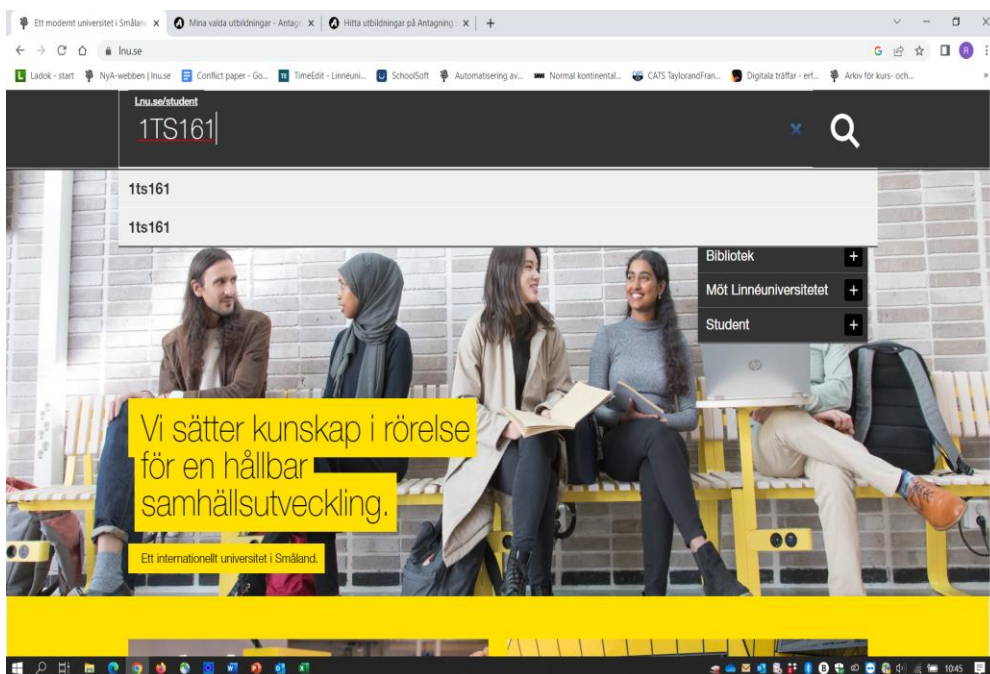


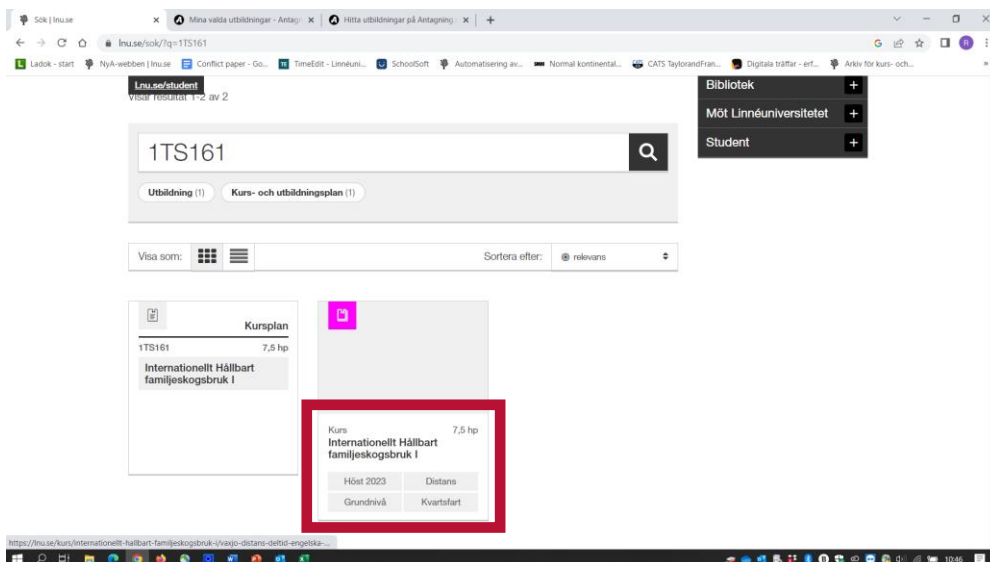
## Pieteikšanās apmācību programmai “Starptautiska maza mēroga mežsaimniecība 1”

Lai pieteiktos kursam, jums ir nepieciešams izveidot konts. Šeit ir instrukciju, kā to var izdarīt soli pa solim.

1. Dodieties uz šo interneta vietni [www.lnu.se](http://www.lnu.se) un meklēšanas logā ierakstiet “1TS161”.



2. Spiest ”Internationellt Hållbart Familjeskogsbruk”



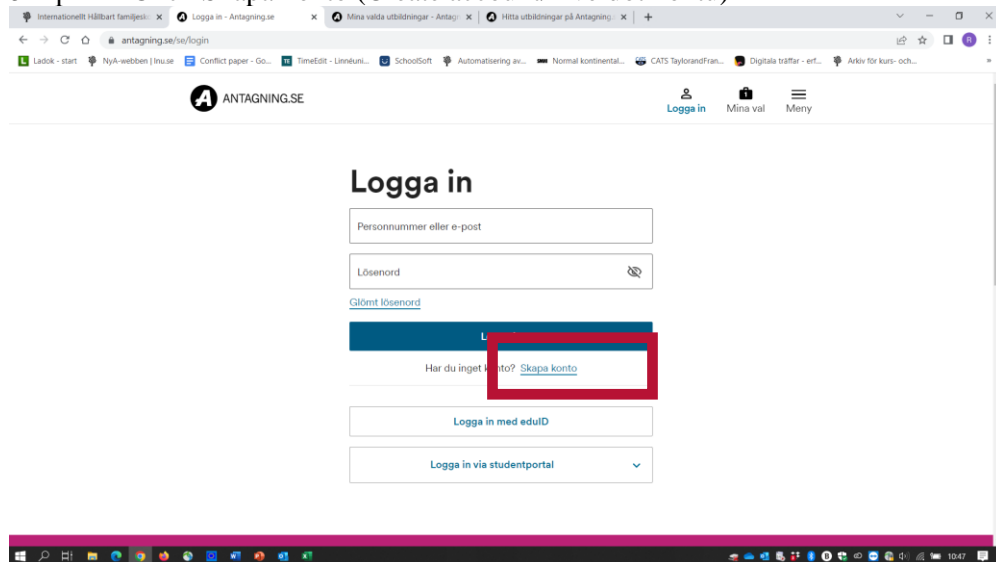
### 3. Nospiest ”Click Anmäl dig (Apply/Piekrist)”

The screenshot shows the Linnéuniversitet website. The main heading is "Internationellt Hållbart familjeskogsbruk I" with 7,5 hp. Below the heading, there is a description of the course and a list of excursions. A red box highlights the "ANMÄL DIG" button in the "TERMIN HÖST 2023" section. Other details include the course code "1TS161", level "Grundnivå", and subject "Skogsvetenskap".

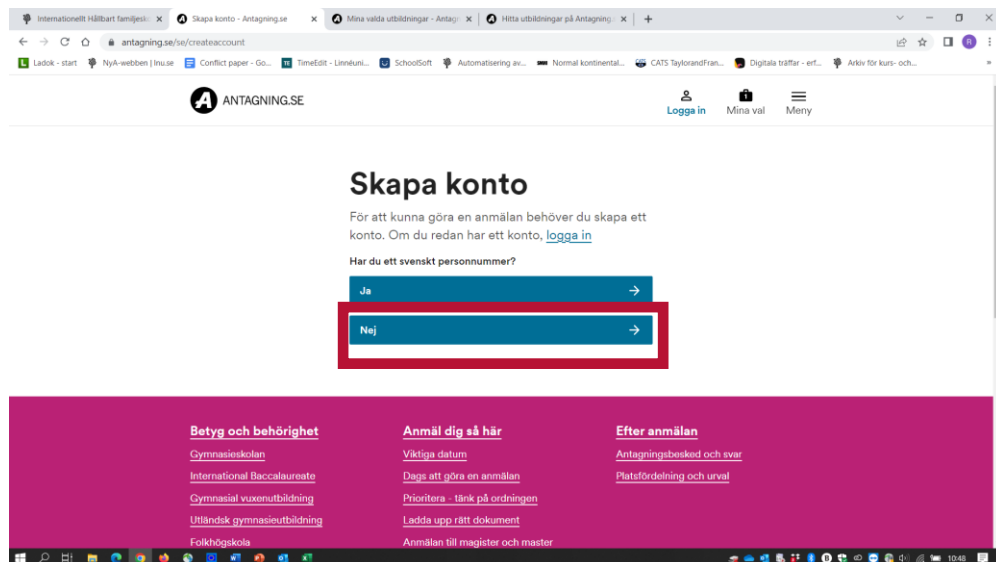
### 4. Spiest ”Påbörja anmälan (Start application/Sākt pieteikšanas)”

The screenshot shows the Antagning.se website. The main heading is "Mina valda utbildningar". Below the heading, there is a list of selected courses. A red box highlights the "Påbörja anmälan" button in the "Tre steg till anmälan" section. The steps listed are: 1. Prioritera utbildningar, 2. Skicka in anmälan, and 3. Bekräftelse.

## 5. Spiest “Click Skapa konto (Create account/Izveidot kontu)”

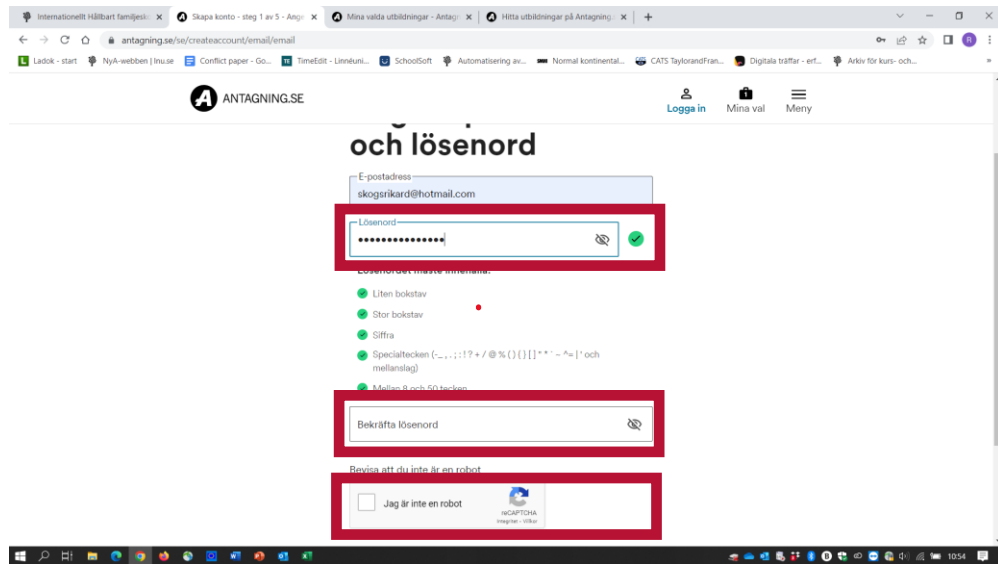


## 6. Spiest “Nej (No/Nē)”



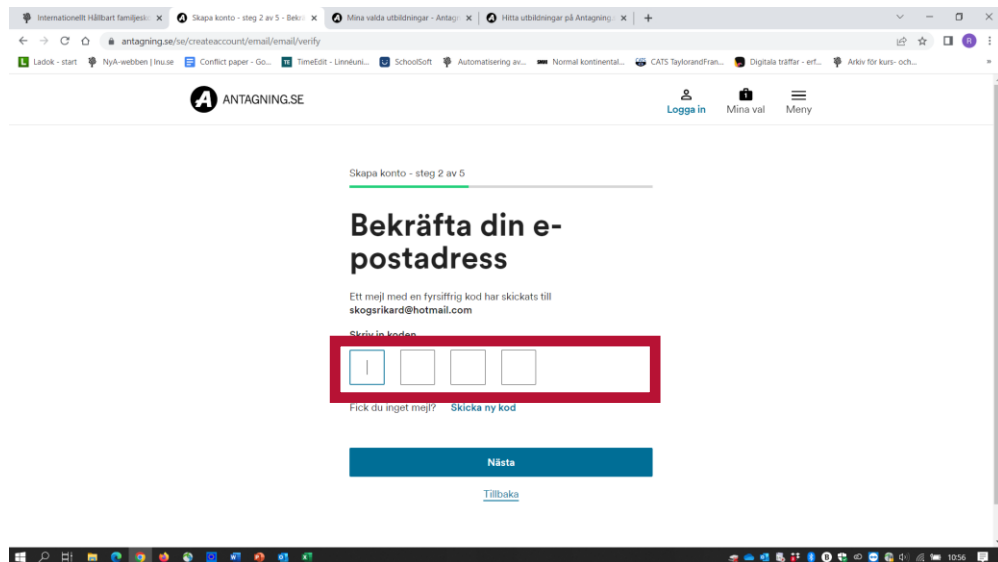
7. Write your email with password\*2 including Capital and small letters, numbers and special signs. Click Jag är inte en robot (I am not a robot).

Ierakstiet savu e-pastu un paroli (paroles izmantošanā izmantot lielos un mazos burtus, ciparus un īpašas zīmes. Spiest uz ” Jag är inte en robot / I am no a robot / Es neesmu robots”.



8. A verification code is sent to your email (4 numbers), write it in the squares. Click Nästa (Next)

Uz e-pastu tiks nosūtīts verifikācijas kods (4 skaitļi), tos ierakstīt redzamos kvadrātos. Spiest “Nästa (Next/Nākamais).



9. Enter your First and Last name, year, month and day of birth, and gender (Kvinna is female, Man is male). Click Nästa (Next).

Ierakstiet savu vārdu un uzvārdu, dzimšanas gadu, mēnesi un dienu, kā arī nepieciešams norādīt dzimumu (Kvinna – sieviete, Man – vīrietis). Spiest “Nästa (Next/Nākamais).

The screenshot shows the 'Ange personliga uppgifter' (Provide personal information) form on the Antagning.se website. The form is highlighted with a red border and contains the following fields:

- Fulständigt namn**: Two input fields for 'Fornamn' (First name) and 'Efternamn' (Last name).
- Födelsedatum**: Three dropdown menus for 'År' (Year), 'Månad' (Month), and 'Dag' (Day).
- Juridiskt kön**: Two radio buttons for 'Kvinna' (Female) and 'Man' (Male).

Below the form, there is a note: "Det i dagligtget två juridiska kön, man och kvinna. Det uteläses inte att personer identifierar sig på annat sätt." (Today there are two legal genders, man and woman. It is not excluded that people identify themselves in other ways.)

A blue 'Nästa' (Next) button is located at the bottom of the form. A 'Tillbaka' (Back) link is visible below the button.

10. Enter mobile phone number, Address, Postal code, City and Country. Click Nästa (Next).

Ievadiet mobile tālrunu numuru, adresi, pasta indekss, pilsētu un valsti. Spiest “Nästa (Next/Nākamais).

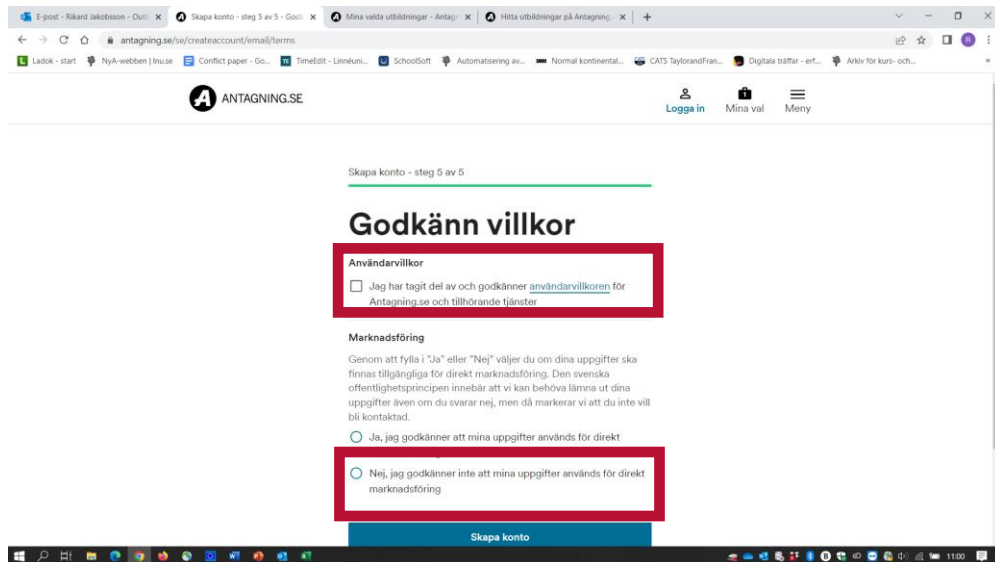
The screenshot shows the 'kontaktuppgifter' (Contact information) form on the Antagning.se website. The form is highlighted with a red border and contains the following fields:

- Mobilnummer**: A dropdown menu for country code (defaulting to '+46') and an input field for the mobile number.
- Adress**: An input field for the address.
- c/o (Valfritt)**: An input field for care-of information.
- Postnummer (Valfritt)**: An input field for the postal code.
- Stad**: An input field for the city.
- Land**: A dropdown menu for the country (defaulting to 'Välj ett land').

A blue 'Nästa' (Next) button is located at the bottom of the form. A 'Tillbaka' (Back) link is visible below the button.

11. Jag har tagit del av .... ”Click the box user conditions / Ieklikšķiniet uz lodziņu”.

Pēc tam izvēlēties “Nej for marketing (or yes if you want marketing / Nē turpmākiem reklāmas materiāliem / vai jā turpmākiem reklāmas materiāliem).



12. Uz jūsu norādīto e-pastu atsūtīs informāciju (skatīt zemāk) ar jūsu reģistrētiem datiem.

Välkommen till Antagning.se [lösutne](#)

donotreply@antagning.se <donotreply@antagning.se>

kam: es

Hej!

Det här är en bekräftelse på att du har skapat ett konto på Antagning.se.

Så här har du fyllt i din profil:

Namn: SIGITA TUNKELE

Födelsedatum: 1984-01-20

Kön: Kvinna

Adress: c/o SVETE

VILCES IELA 12

3008 JELGAVAS NOVADS

LETTLAND

E-postadress: [sigita.tunkela@gmail.com](mailto:sigita.tunkela@gmail.com)

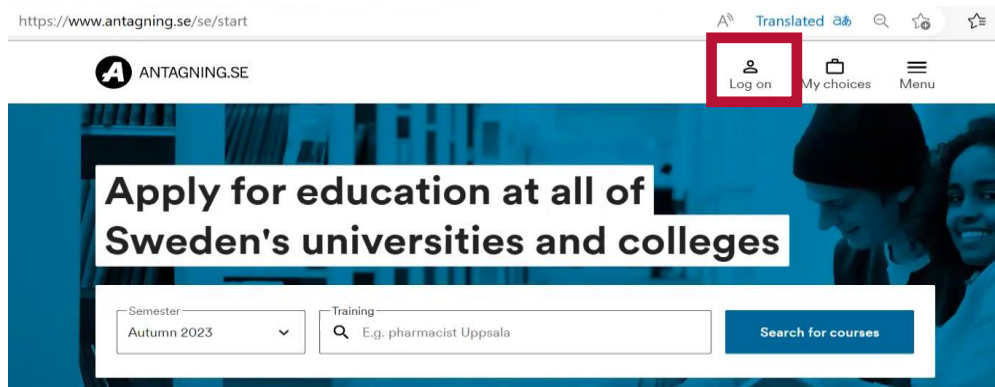
Mobiltelefon: +371 26814105

Genom att logga in med din e-postadress kan du följa din anmälan och ändra uppgifterna i din profil. Du kommer också att kunna svara på antagningsbeskedet.

Du kan inte svara på det här meddelandet. Vi har istället samlat de vanligaste frågorna och svaren på Antagning.se. Där hittar du också information om vart du ska vända dig om du har fler frågor.

Med vänlig hälsning,  
Antagningsservice

13. Dodieties uz šo interneta vietni [www.antagning.se](http://www.antagning.se) un Spiest “Log on/ Ielogyties”.



14. Ievadiet nepieciešamo informāciju. Social security number or e-mail (ievadīt jūsu e-pastu, ar kuru reģistrējāties). Sadaļā “Password” – jūsu parole. Pēc tam spiest pogu “Log on / Ielogoties”.

ANTAGNING.SE

Log on My choices Menu

## Log on

Social security number or e-mail  
sigita.lv

Password  
saved passwords  
sigita.alksne@mezaipasnietki.lv

Manage passwords

Log on

15. Spiest pogu ”My choices / Mana izvēle”.

ANTAGNING.SE

My pages My choices Menu

## My notifications

You have no active notifications


You can go to Find courses to search for [courses](#) and programs and start a registration.

16. Spiest pogu ”Add trainings / Pievienot kursu”.

ANTAGNING.SE

My pages My choices Menu

## My chosen courses



No selected courses

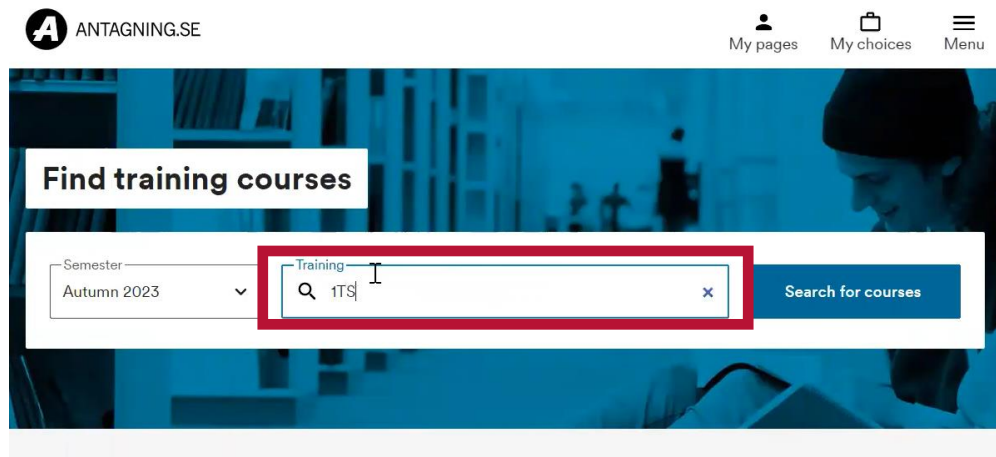
The trainings you add end up here.

If you have already started with your registration, you can instead continue where you left off.

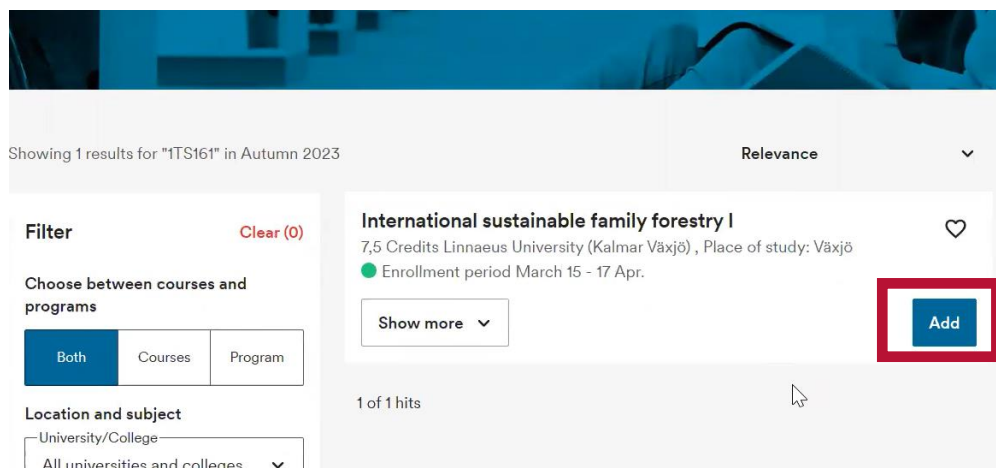
Add trainings

Continue with registration

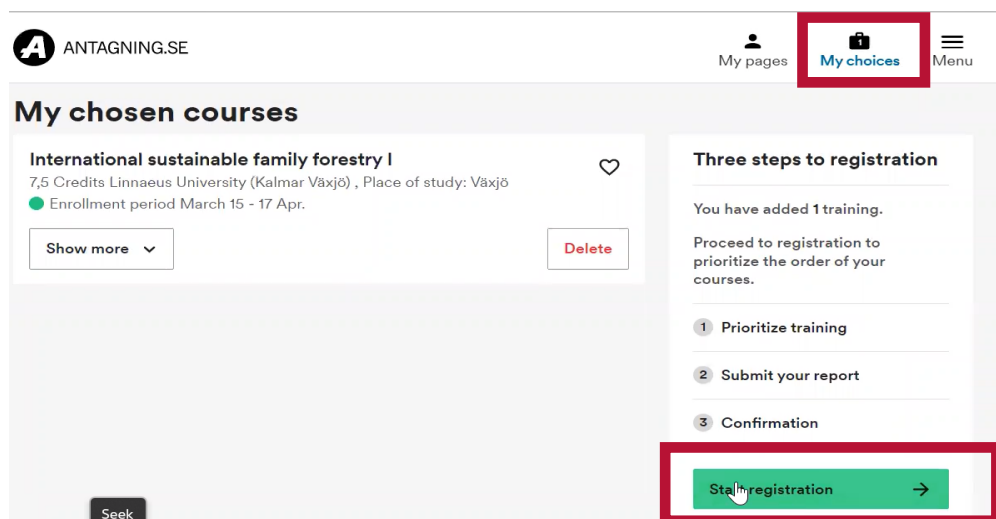
17. Meklētājā ievadīt studiju kursa kodu “1TS161”. Spiest pogu “Search of courses / Meklēt kursu”.



18. Nospiežot meklētāja pogu, atvērsiet studiju kurss “International sustainable family forestry I”. Spiest pogu “Add / Pievienot”.



19. Sadaļā “My choices / Mana izvēle” var redzēt jūsu izvēli. Nospiežot uz tā, atvērsiet logs ar jūsu izdarīto izvēli. Pēc tam jāspiež poga “Start registration / Sākt reģistrēšanos”.





20. Atvērsies jauns logs. Spiest pogu “Continue / Turpināt”.

ANTAGNING.SE

My pages My choices Menu

Prioritize training 1 Submit your report 2 Confirmation 3

Continue Cancel

1 International sustainable family forestry I 7,5 credits, Linnaeus University, Place of study: Växjö As a single-subject course See also

Continue Cancel

21. Atvērsies jauns logs. Izvēlēties abās vietās “Latvia”, kas norāda uz Latvijas izglītības sistēmā iegūtu vidējo izglītības diplomu.

ANTAGNING.SE

My pages My choices Menu

Are you interested in student finance?  
 If I am admitted to the programme, I intend to apply for student aid from CSN via www.csn.se.

Do you have foreign grades?  
If you have foreign grades, upload or send them to us by mail. If you've already uploaded or submitted your grades, you don't need to do it again. Select from the list below which country your foreign grades come from.  
I have a foreign/international upper secondary education and will upload certificates from the education.

Select country

I am studying or have studied a foreign college/university. I will upload diplomas or study resumes.  
My education is from:  
Select country

Registration fee  
 I have read the information on Antagning.se and believe that I belong to the group that should not pay the registration fee. I will upload or submit documents to prove my freedom of payment.

22. Pie sadaļas “Registration fee / Bez maksas reģistrācija” iekļeksējiet ķeksīti, kas apliecina, ka jums nebūs jāveic maksa par šiem kursiem. Pēc tam poga “Send/Sūtīt”.

ANTAGNING.SE

LATVIA

### Registration fee

I have read the information on Antagning.se and believe that I belong to the group that should not pay the registration fee. I will upload or submit documents to prove my freedom of payment.

**Do you have to pay?**  
If you are a citizen of a country that is outside the EU, EEA and Switzerland, you must usually pay the registration fee of SEK 900 and tuition fees.

Read more about who has to pay here:  
[To the page Registration and tuition fees](#)

1 International sustainable family forestry I  
7,5 credits, Linnaeus University, Place of study: Växjö  
As a single-subject course

Send Back

23. Atvērsies jauns logs. Uz pēc šāda uzraksta Linnejas universitātes sistēmā tiks saņemts paziņojums par jūsu interesi.

ANTAGNING.SE

## Confirmation

Prioritize training 1 — Submit your report 2 — Confirmation 3

Thank you for signing up

**⚠ You must prove free of charge**

You have ticked that you do not consider yourself to have to pay the registration fee. Therefore, you must show your citizenship yourself by scanning and then uploading your valid passport, valid national ID cards or valid ID cards where your citizenship appears. If you do not have the opportunity to upload your papers, you can send them by mail. Your report will not be processed until you have shown that you do not need to pay.

Are you already registered as a student at a Swedish university or college? Then you don't have to pay any registration fee. We'll know it automatically so you don't have to upload or submit anything.

Nepieciešamības gadījumā, informējiet mūs rakstot uz e-pastu ([sigita.alksne@mezaipasniki.lv](mailto:sigita.alksne@mezaipasniki.lv)) vai zvanot (+371 26814105).